

ORGANISE YOUR OWN CLEANUP



CLEANUP CHECKLIST

GET STARTED!

www.stridy.com





STRIDY APP

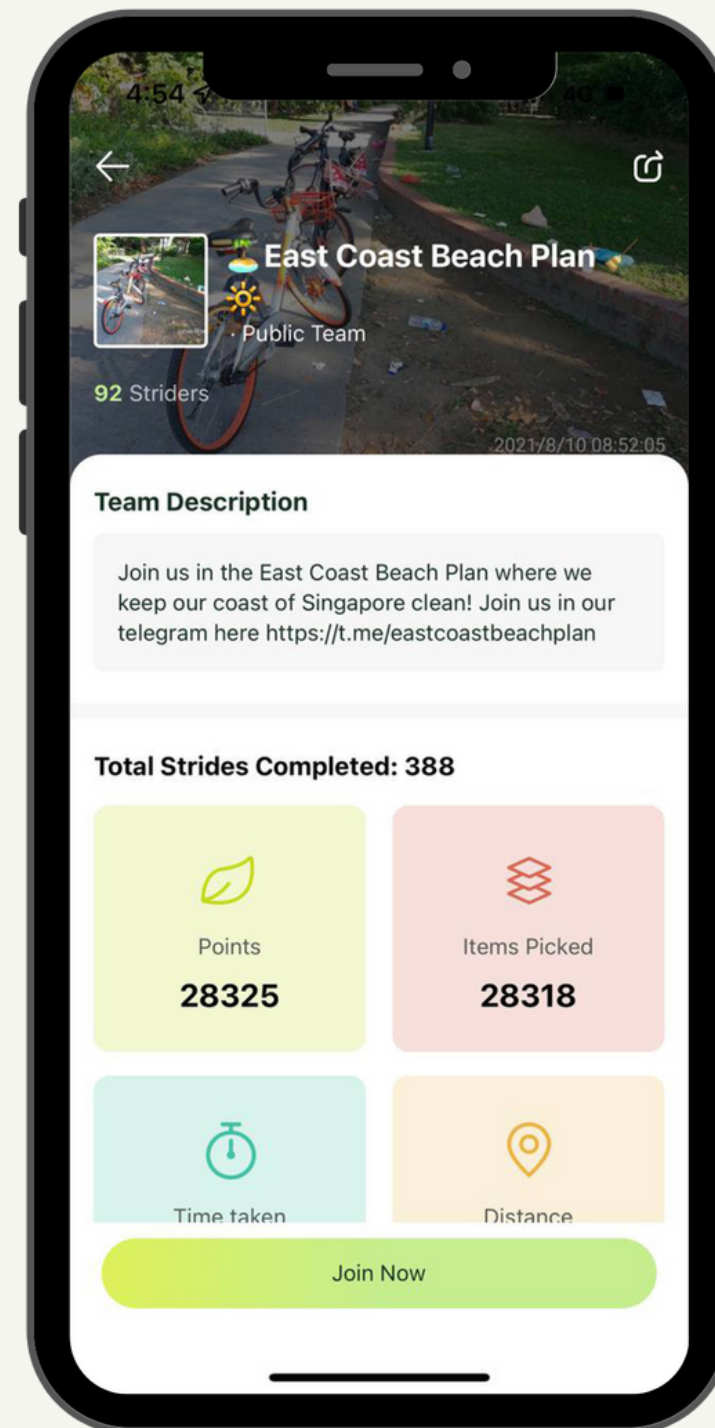
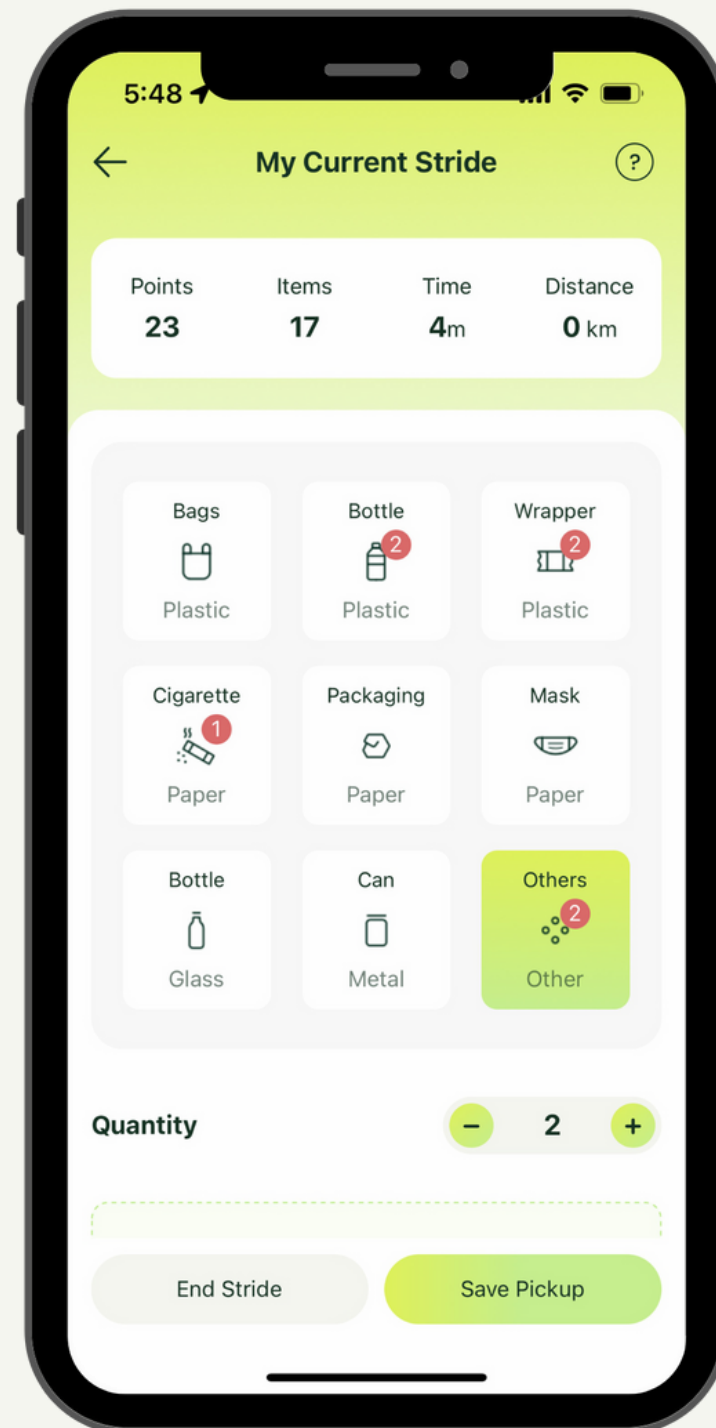
HOW IT WORKS



DOWNLOAD STRIDY APP

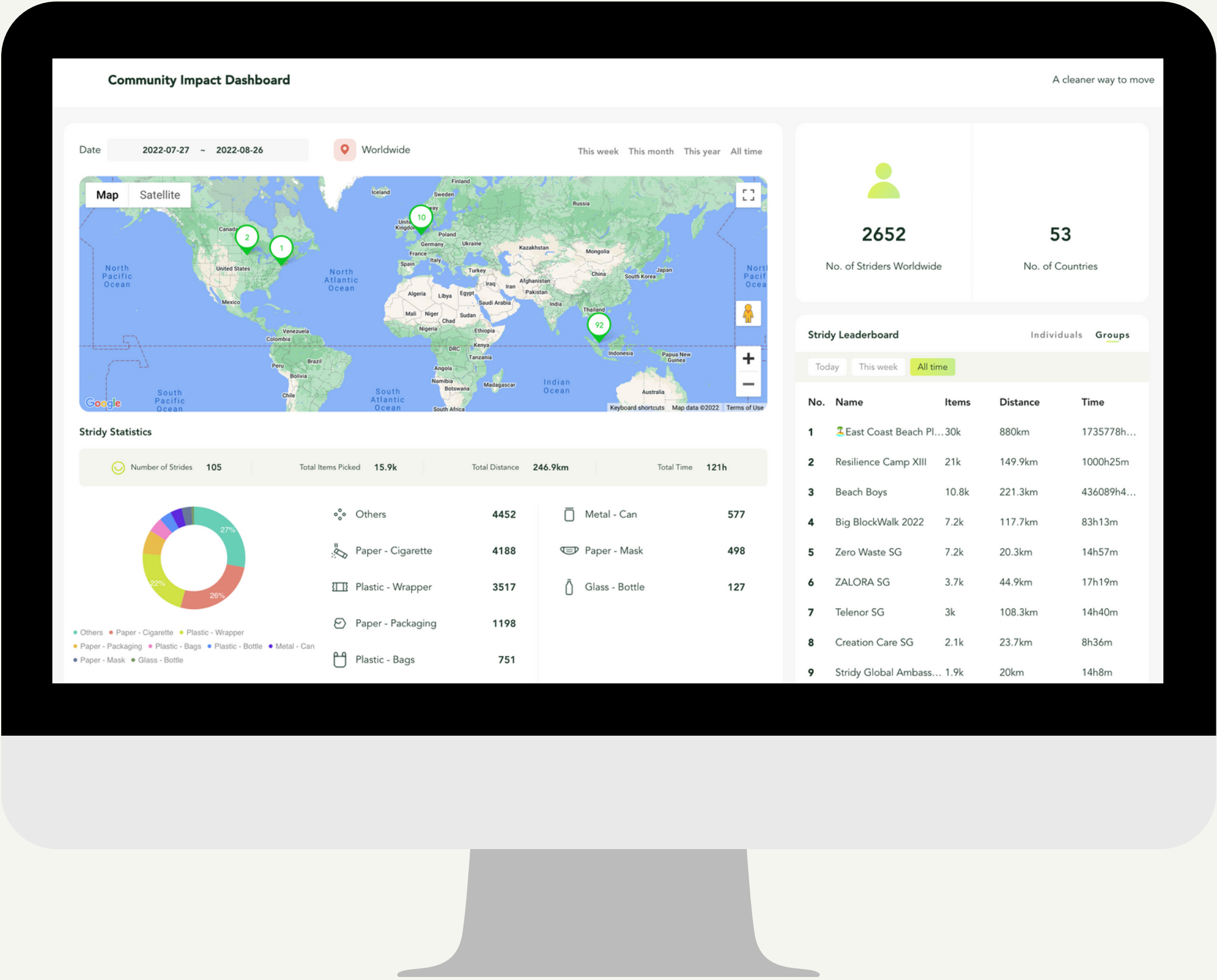
1. Search for '**Stridy**' mobile app from App Store or Google Play
2. Download the Stridy app
3. Create an account!





TRACK YOUR IMPACT & JOIN A TEAM

Start a Stride and log the litter you've collected! See your impact as an individual or as a team.





CLEANUP CHECKLIST

First, get your team to **download the Stridy app** at Apple App Store or Google Play Store!

Please reach out to hello@stridy.com for support if required.

PARTICIPANTS

LOCATION

EQUIPMENT

ADMIN

DURING CLEANUP

POST CLEANUP

PRE & POST CLEANUP PREPARATION



PARTICIPANTS

How are you reaching out to volunteers?

- Is it open to the public?
- Or closed group with known people?

Cleanups always start with the participants in mind! Depending on the people you are having join your cleanup, the location, equipment, and engagement method varies!



LOCATION

Option 1: Beaches

- Subject to tide levels & trash washing up from overseas sources
- Requires planning when it comes to moving trash out and getting participants in
- May be a more impactful experience



LOCATION

Option 2: Community Areas

- Easier to access for the community
- Local littering can be experienced and makes a good learning experience
- Easier for participants to use Stridy app

PRE & POST CLEANUP PREPARATION



EQUIPMENT

What should you bring?

- Trash bags / rice sacks
- Weighing Scales
- Grabbers & hoops

What should participants bring?

- Covered footwear
- Insect repellent
- Reusable Water Bottles!



ADMIN

- Get in touch with your participants at least 3 days before the cleanup. Create a group chat to facilitate comms
- Share cleanup details (location, duration, expectations, etc)
- Check weather forecast & update participants an hour before the event if cleanup is carrying on



POST CLEANUP

Collected Trash

- Tie up bags securely fastened
- Don't leave them by the shoreline
- Bring them to the closest bin
- Contact waste collection orgs

Admin

- Share media and data with participants
- Inform them of future events
- Post on socials & tag @stridyapp

DURING CLEANUP



BRIEFING

- Meet participants at designated meeting point
- Talk about location and trash situation for the day
- Introduce Stridy app!
- Distribute equipment / tools
- Begin cleanup together by starting Stridy app



CLEANUP

Join in the action too!

- Snap plenty of photos (both trash and peeps)
- Communicate with participants!
- Monitor the amount of trash remaining
- A cleanup can wrap up early if not much trash is left



ENGAGEMENT SESSION

Possible Content

- Participant's feedback & thoughts
- Why are cleanups necessary?
- Waste Management issues
- Plastic Crisis
- Human factors : Cleaners
- Privilege
- Individual & Collective Action